

TWO PART EPOXY INK CLIP PACK DATA SHEET

MIXING INSTRUCTIONS: Stir colors in the container thoroughly. Combination should be mixed well and allowed to stand for a period of thirty to forty five minutes. This time lag, referred to as the "introduction period" is necessary to allow the catalyst to become uniformly mixed and available for the polymerization process.

PROPERTIES: A two-phase epoxy ink characterized by a high degree of adhesion to a variety of "difficult" surfaces such as ceramics, phenolic, polyesters, melamine, silicones as well as ferrous and non-ferrous metal and glass. They exhibit excellent resistance to solvents and chemicals had excellent opacity.

When using these inks always use clean equipment for the mixing of colors and be sure that the surface to be printed is clean and free of grease and dirt. Improperly cleaned surfaces may result in imperfections in the ink film. These may take the form of craters or crawling of the ink. If this problem is encountered the surface should be cleaned with alcohol to insure the removal of grease and dust.

APPLICATIONS: Especially formulated for the electronics industry for use with RIBtype, Prencos, Jan Tech, Mark & Pack, Eastern and other other part marking machines. May also be applied with a rubber stamp by rolling out a thin film of ink with a hard rubber roller "Brayer onto a smooth surface such as a glass or metal plate.

MIL SPECS: MIL-I-43553, MIL STD-202e, MIL STD-810c, MIL STD-1258z, A-A-54032a, A-A-56032c, A-A-56032d.

COLORS: Stock, Black and White. Other colors are available per request.

CURE CYCLES: Drying by polymerization. These inks require the addition of a catalyst immediately prior to use. Air dry from 2 to 3 hours, but 7 to 10 days are required for maximum adhesion and chemical resistance.

Curing recommended as follows: 180F Degrees = 30 minutes: 250F Degrees = 10 minutes: 300F Degrees = 7 minutes: 320F Degrees = 4 minutes.

POT LIFE: Under normal conditions, one to two hours after the two components are mixed. Higher than normal room temperatures will shorten Application of a small amount of Epoxy Thinner when ink dries to fast will prolong transferability.

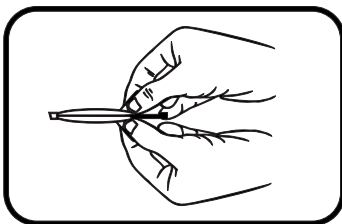
SHELF LIFE: Use within one year is suggested. Best to refrigerate before and after using unused portion.

PACKAGING: Approximately 1/2 oz. Packets are between 11 and 13 grams based on the specific color. Quarts & Gallons are also available.

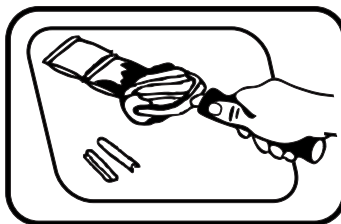
THINNER/CLEANER: Epoxy Thinner available in quarts and gallons.

RETARDENT: If ink is drying to fast merely add a few drops of retardant. Available in Quarts and Gallons.

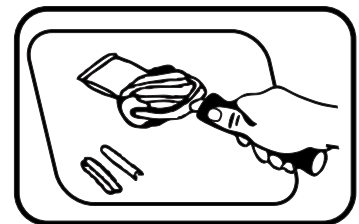
SAFETY & MEDICAL INFO: Combustible - Flash point 142F Degrees. Emergency First Aid - Skin contact, wash well with soap and water. Eyes Flush with water. WARNING! Vapor may cause eye respiratory irritation. Eye or skin contact may cause irritation. Repeated and prolonged over-exposure by inhalation or skin absorption may cause kidney, liver and blood damage. induce vomiting, call doctor immediately.



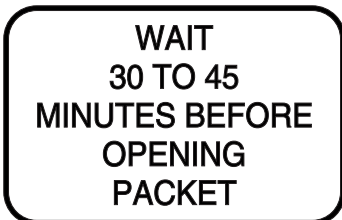
1. REMOVE CLAMP
FROM PACKAGE



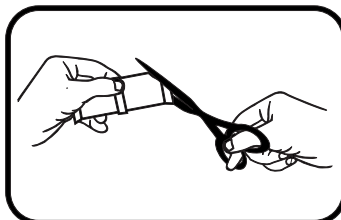
2. PLACE PACKAGE
ON PAD



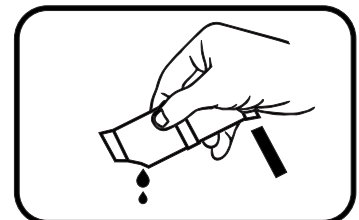
3. ROLL BACK AND FORTH
UNTIL MIXED



4. WAIT



5. SNIP OFF THE
CORNER OF PACKAGE



6. SQUEEZE PACKAGE
TO APPLY